



A truly versatile truck that, thanks to the low, closed mast, can be used as a stacker as well as a low lifter.



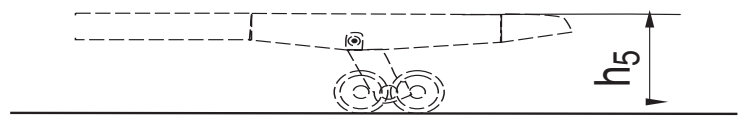
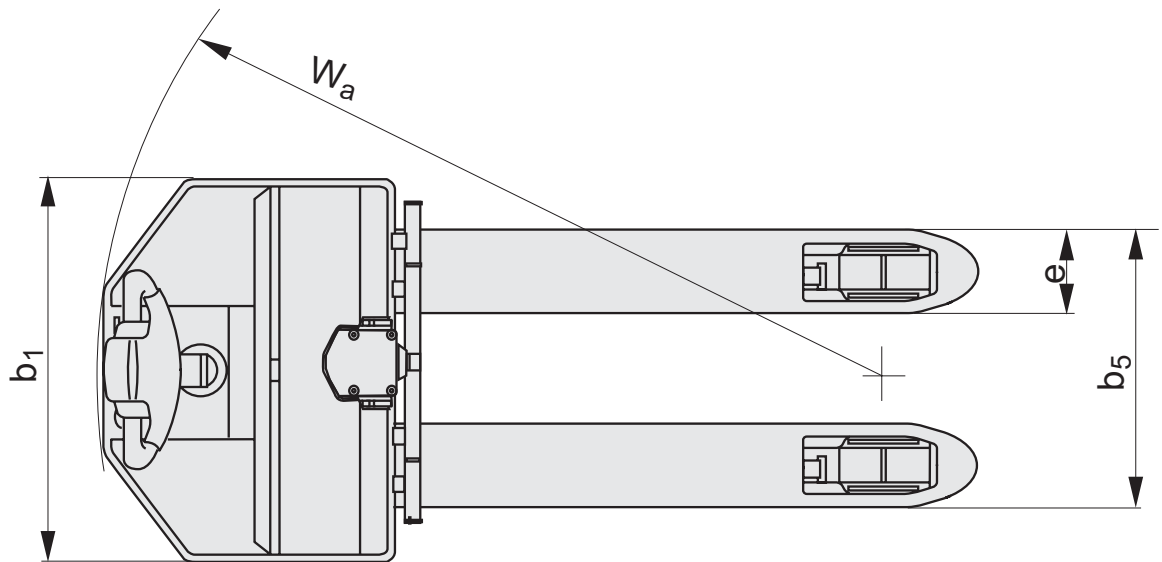
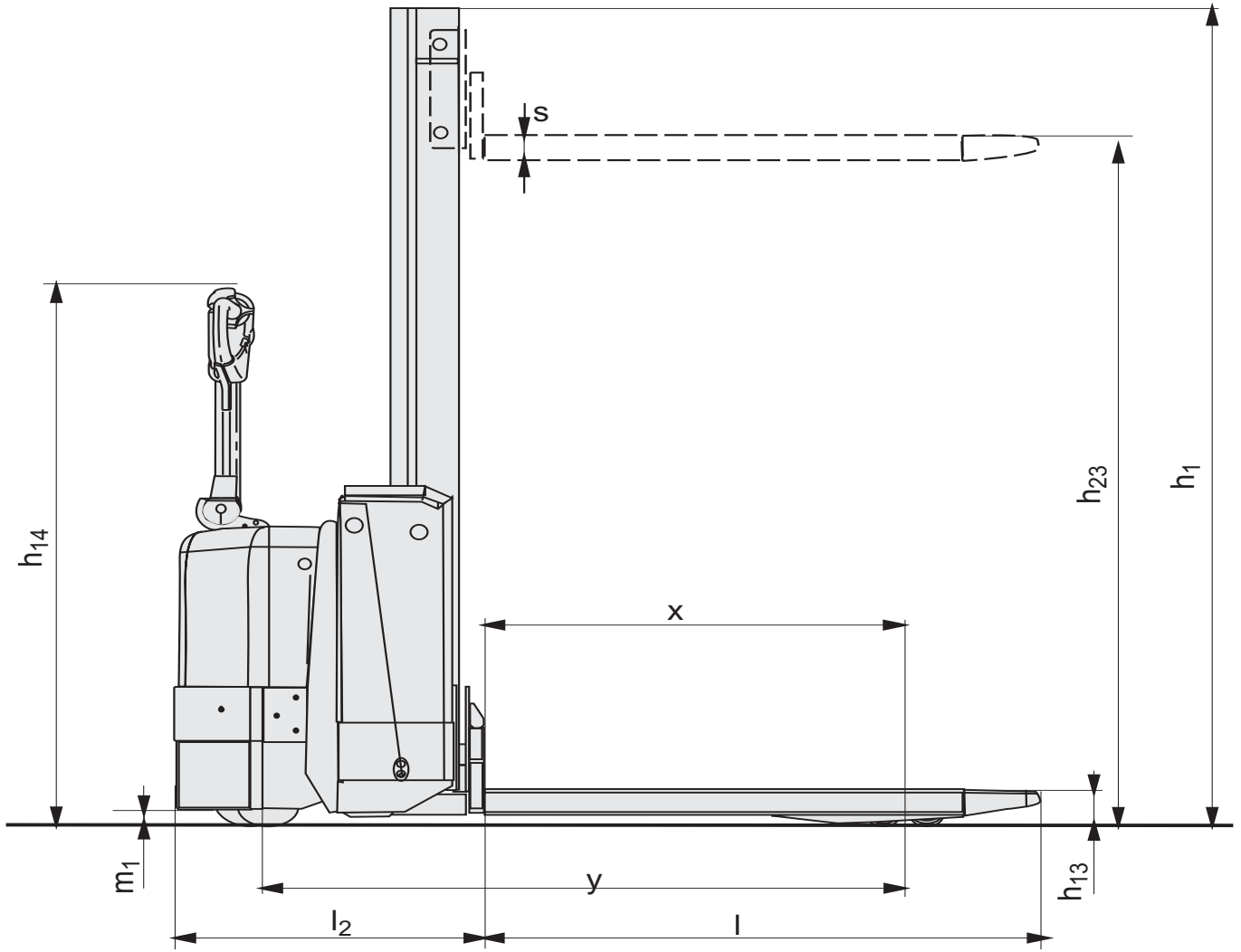
Technical Details		SWE080L
Power unit		electric, battery
Operating type		pedestrian
Load centre	mm	600
Weight without battery	kg	515
Max. axle load drive wheel, without/with rated load/ 1600kg on support arms	kg	245/376/467
Max. axle load castor wheels, without/with rated load/1600kg on support arms	kg	2x156/2x166/2x175
Max. axle load support arm wheels, without/with rated load/ 1600kg on support arms	kg	162/820/1500
Castor wheels, polyurethane	mm	Ø 125x40
Drive wheel, Vulkollan	mm	Ø 215x70
Support arm wheels, bogie or single, Vulkollan	mm	Ø 85
Travel speed, without/with rated load	km/h	6/6
Lift speed fork, without/with rated load	m/s	0,19/0,13
Lowering speed fork, without/with rated load	m/s	0,13/0,17
Gradient, without/with rated load	%	18/9
Service-/parking brake		electrical
Drive motor/Intermittent rating	kW/%	1,2/60
Lift motor/Intermittent rating	kW/%	2,2/10
Battery (5h discharge), min./max.	V/Ah	2x12/160 2x12/230
Battery weight, min./max.	kg	2x76/2x106
Steering system		steering arm
Speed control, number of steps		stepless
Steering arc	°	180

Dimensions, mm		SWE080L
x	Back of fork to bogie wheel centre, raised/lowered	812/873
y	Wheel base, support arms raised/lowered/	1283/1349
h <sub>14</sub>	Height of handle in neutral pos.	1300
h <sub>13</sub>	Height of fork, support arms lowered/raised	90/210
l <sub>2</sub>	Truck length incl. back of fork	642
b <sub>1</sub>	Chassis, width	770
s	Fork thickness	60
e	Fork width	180
l	Fork length	1150/1200
b <sub>5</sub>	Width across fork	520/536/550/570/685
m <sub>1</sub>	Floor clearance	25
A <sub>st</sub>	Aisle width, min.	2217
W <sub>a</sub>	Turning radius	1460
h <sub>5</sub>	Support arm lift height	200

Mast			SWE080L	
<b>h<sub>23</sub></b>	<b>Total lift height</b>	<b>mm</b>	<b>600<sup>1)</sup></b>	<b>1580<sup>1)</sup></b>
h <sub>1</sub>	Height of mast	mm	905 <sup>1)</sup>	1860 <sup>1)</sup>
	Rated capacity	kg	800	800
	Rated capacity, support arm lift	kg	2000	1600

1) +120 mm with raised support arms

Truck performance and dimensions are nominal and subject to tolerances.  
BT Products AB products and specifications are subject to change without notice.  
All data is based on VDI 2198.





- The elevating support arms and the short chassis allows driving over ramps and handling in confined areas. This is suitable in low-intensity loading / unloading situations and when used as a working bench.
- The comfortable steering arm, with its modern design, facilitates one hand operation. The lift, lowering and driving functions are ergonomically placed on the steering arm and can be operated by finger tip force.
- Individual driver parameters, top speed, acceleration and automatic speed reduction, to meet driver skills can be programmed via the key board (no tool needed).
- The BT Powerdrive system provides reliability and simplicity. Can-bus technology means fewer parts and reliable transmission of data. A Pin code start up procedure offers higher operational safety by stopping unauthorised driving.
- The castor wheels fully rotate within the profile of the truck ensuring safety for the operator, and easy turnings in the tightest situations.

Truck features	SWE080L
Bogie fork wheels	S
BT Powerdrive System	S
Castorlink system	S
Elevating support arms	S
Controls and instrument	
Click-2-creep	S
Information display	S
Temporary speed reduction (turtle button)	O
Tiller arm steering	S
Driving features	
Electronic braking system	S
Electronic regenerative brakes	S
Electronic speed control	S
Safety features	
BT Access Control	S
Emergency cut-off	S
Programmable performance	S
Drivers compartment features	
Writing table	O
Maintenance features	
Easy access for maintenance	S
Fault diagnosis facility	S
Historic fault log	S
Lubrication points	S
Battery management features	
Built-in charger	O

S = Standard feature

O = Optional feature

— = Not available

BT  
 SE-595 81 Mjölby Sweden  
 Tel: +46 (0)142 860 00  
 Fax: +46 (0) 142 866 00  
 Email: info@bt-forklifts.com  
 www.bt-forklifts.com

